



Volume 23
Number 1
January 2012

Refocus That Please – By Ralph Reiley

The Atlanta Stereographic Association was formed in 1990 to promote, preserve, and collect all forms of stereo photography, both past and present.

Meetings are held the 2nd Friday of each month, and start at 7:30 p.m., at the 1st Christian Church of Decatur, 601, W. Ponce de Leon, Decatur Georgia.

President:

Ken Kistner
1851 Cameo Court
Tucker GA, 30084
reileys@att.net
770-493-1375

Vice President:

Ralph L. Reiley

Treasurer/Membership:

Julia Moor

Projectionist:

Larry Moor

Competition Director:

Steve Panayiotou

Webmaster:

Steve & Suzanne Hughes

Newsletter Editor:

Ralph L. Reiley

reileys@att.net

770-493-1375

Membership Information:

Information can be obtained by calling Ralph Reiley @ 770-493-1375, reileys@att.net

Membership Dues for 2012:

\$30.00 for an individual,

\$30.00 for couples/family

\$30.00 for non-local

Free for Off World

(Proof Required)

Dues to be paid Julia Moor at meetings, or mail her a check at 3169 Bolero Way, Atlanta, Georgia, 30341

Website:

Our website is Georgia3d.com; it contains details about the ASA and general 3-D information

There were 18 club members at the December meeting, program, and there was a large spread of food, as usual. Steve and Suzanne provided the digital entertainment, which was of the highest order, as usual. The Magic 8 Ball, the symbol of presidential power was handed over to Ken Kistner, who is to start his two year term as president. It was a peaceful transfer of power, as Ken did not have to be physically restrained to take office. Note that it is a two year term. At the end of two years, all club officers will have the choice of staying on, or stepping down, and new club officers will step up.

January Program – January 13, 2012

The January program will be our highly anticipated View Master Night, so bring in your favorite reel for us to see. We will also have a club stereo card competition, so everyone is encouraged to bring up to four stereo cards to enter.

It is also time to pay your DUES, which are \$30.00, see details in column at left, under Membership Dues for 2012.

The meeting is the 2nd Friday of this month, Jan 13, 7:30 p.m. at the 1st Christian Church of Decatur, located at 601 W. Ponce de Leon, Decatur, Ga. Road, across the street from the Decatur Post Office, see our website at Georgia3D.org, for a map to the church. If you have any questions call Ralph Reiley @ 770-493-1375, reileys@att.net.

We meet for supper at 5:30. Since the move to Decatur, the Club is in search for a suitable place. This month will be our second visit to Pyng Ho Restaurant, located at 1357 Clairmont Road, right next to Athens Pizza. Go to: <http://www.pyngho.com> to check out the menu.

Note: Due to weather conditions, meetings have been canceled due to ice or snow. A new ASA policy is thus: If a scheduled meeting is canceled due to ice or snow, the following Friday will be the make up date.


2011-2012 ASA Schedule*

January 13, 2012	View Master Night, Stereo Card Competition
February 10, 2012	PSA Traveling Show, Slide Competition
March 9, 2012	PSA Sequence Show, Digital Competition
April 13, 2012	Ken & Steve's 3-D Video Extravaganza
May 11, 2012	ISCC Judging, TBA




Stereo View History:

Workers at Keystone print stereo cards by placing them in the sunlight. Note the racks of negative frames below each window. On sunny days many prints could be made, on cloudy days, not so many prints.



DON'T LET THIS HAPPEN TO YOU!

What did Frank do? He did not pay his dues! Pay your dues or we will get out the pitchforks and torches, hunt you down, and chain you to the chair of shame.



Two views above of railroad cars full of Keystone stereo views on the way to market. What would one give to be able to high-jack those railroad cars today?



At last—the thrill of fine stereo at a moderate price
New Kodak Stereo Camera only \$84⁵⁰

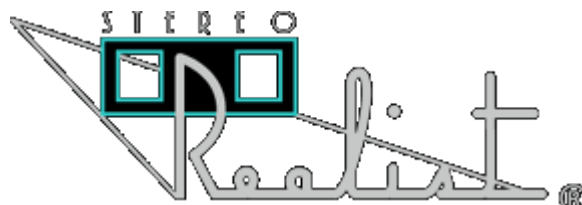
THE KEYSTONE SYSTEM OF TRAVEL

Man Sees With Two Eyes	The Binocular Camera Photographs With Two Eyes (Lenses)	The Telebinocular Shows Perfect Perspective As in Normal Vision
------------------------	---	---

THAT'S WHY

The Telebinocular Reproduces the Process of Human Sight

KEYSTONE VIEW COMPANY MEADVILLE, PENNSYLVANIA



Technical Page by Charles A. Piper

Installment #27

Reprinted by permission of the Stereo Club of Southern California

THE TECHNICAL PAGE

CHARLES PIPER, EDITOR

INSTALLMENT #27

YOU CAN LEARN FREE VIEWING

Free viewing, or the art of seeing a stereo picture without the aid of a stereoscope, is a skill most people can learn with a little practice. When you have acquired it, you can view old fashioned stereo cards "free hand", you will be able to "read" the stereo illustrations occasionally appearing in PSA Journal and other magazines, and you will be the envy of your acquaintances who have not acquired free vision. Your practice and preliminary training will consist of learning to "fuse" various pairs of images from a repeating pattern.

THE WALL PAPER PHENOMENON

At least one hundred years ago several astute observers noted that one may look at patterned wall paper, and by converging or diverging one's eyes varying amounts, make the wall appear to be nearer or farther away. When the wall appears near, the patterns appear small, and when the wall appears far away, the patterns are very large. Since patterned wall paper is no longer common, we shall do our practicing with a sheet of postage stamps.

PRACTICE WITH STAMPS

Obtain a horizontal strip of at least 5 postage stamps. In what follows, I shall assume you are using standard U.S. Postage stamps which are about 13/16 inch wide. If you are using some other width stamps, these exercises will differ in some minor details. It is convenient to fasten your strip of stamps to a strip of cardboard to serve as a stiffener and a handle so you can hold it up by one end. You should mentally, (or on the cardboard) number the stamps from left to right 1 - 5 (do not write on the stamps themselves). All the exercises will consist of fixating one stamp with the left eye, and another stamp with the right eye. It is convenient to hold the strip in one hand and a pencil in the other hand. With the pencil touching stamp 3, look at the pencil and the stamps, and while fixating stamp 3, move the pencil fore and aft and note that the image of the pencil doubles when it is before or behind the stamps. Take note of this phenomenon as we shall be using it to locate the apparent image plane.

EXERCISES - CONVERGING OR CROSSED VIEWING

Next, bring the pencil a little closer to your eyes so that your right eye sees the pencil pointing to stamp 3, and your left eye sees it pointing to stamp 4. After you have fused the stamp images, you can verify that the apparent distance of the stamps is the same as that of the pencil, using the technique outlined above. Now try looking with your left eye at stamp 4, and your right eye at stamp 2. When fixating on stamps 4(left) and 3(right), you will be perceiving the strip of stamps as one fourth closer to your eyes than they really are, and one fourth smaller. When fixating on 4(left) and 2(right), the stamps will appear one third smaller.

EXERCISES - DIVERGING OR PARALLEL VIEWING

Finally, and this may be a little more difficult, fix your right eye on stamp 4, and your left eye on stamp 3. To learn this the first time, hold the pencil about 15 inches away, and the stamps 10 inches away. Now when you fixate on the stamps, you will perceive them as 50% increased in size, and 50% farther away. When you can repeat the experiment without the aid of the pencil, see if you can fixate 2(left) and 4(right). Finally, when you can fixate 2(left) and 5(right), you have perceptually pushed the stamps back to infinity, and made them of infinite size.

VIEWING STEREO CARDS AND BOOK ILLUSTRATIONS

All stereo cards, and most stereo book illustration call for parallel viewing, (infinity position) but a few are arranged for crossed viewing. If you will look at the Stereo Supplement in the December 1975 PSA Journal, you will see a sample of each. The baby picture is (probably inadvertently) mounted for crossed viewing. The illustrations in most stereo texts such as Herbert McKay's "Three Dimensional Photography", and Kaiser's book, Morgan and Lester's book, etc., are arranged for parallel viewing.